


# Point Pendant Light

The Point Pendant range is available as a stand-alone piece, or opt for the extendable componentry to create a tiered pendant. You can add up to three extension pieces to your main pendant light. The extensive lighting range offers black or white, small or large options.

This capability allows full customisation of your lighting centrepiece.



---

**MATERIAL**Mild Steel / Glass

---

**COLOUR**

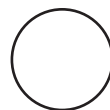
Black Glass

EBL0008PS Point Pendant (Small)

EBL0008PL Point Pendant (Large)

EBL0008PES Point Pendant Extension (Small)

EBL0008PEL Point Pendant Extension (Large)



Clear Glass

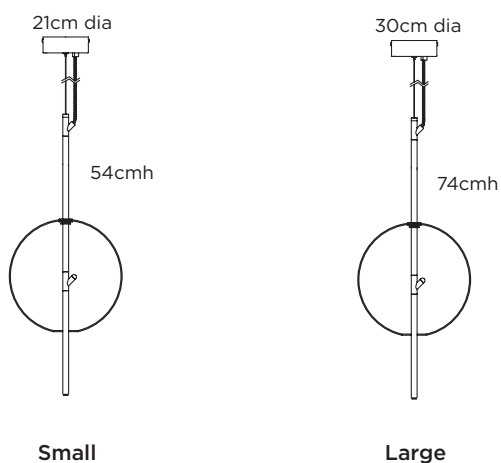
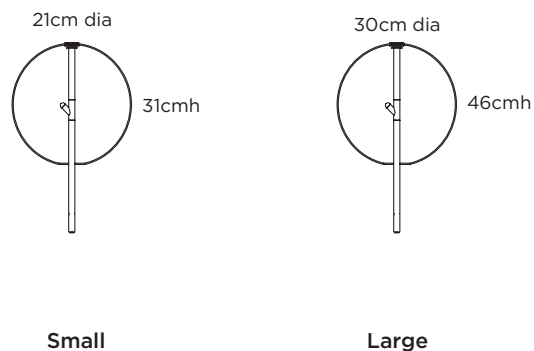
EBL0007PS Point Pendant (Small)

EBL0007PL Point Pendant (Large)

EBL0007PES Point Pendant Extension (Small)

EBL0007PEL Point Pendant Extension (Large)

---

**DIMENSIONS:** Assembled**Point Pendant Light****Point Pendant Light Extension Pieces**

---

**ASSEMBLY**Installation required by a qualified electrician.

---

**WEIGHT**

Packaged

Point Pendant: 3.17kg (small) | 4.87kg (large)

Point Pendant Extension: 2.68kg (small) | 4.10kg (large)

**WEIGHT**

Assembled

Point Pendant: 1.57kg (small) | 2.6kg (large)

Point Pendant Extension: 1.68kg (small) | 2.49kg (large)

---

**CARE/CLEANING INSTRUCTIONS**To be fitted by a qualified electrician. Carefully clean with warm damp cloth.

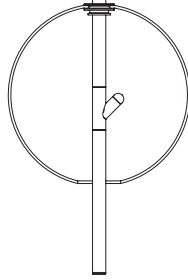
---

**CITTÀ**



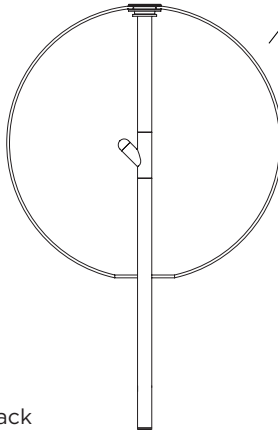
**+ EBL0008PS Point Pendant Small | Black**

Begin with your base piece. Point Pendant Light in either small or large & black or white.



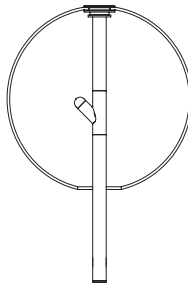
**+ EBL0008PEL Point Pendant Extension Large | Black**

Build your pendant with Extension pieces in either small or large & black or white.



**+ EBL0008PES Point Pendant Extension Small | Black**

You can add up to 3 extension pieces to your main pendant light, without compromising structural integrity.



**+ EBL0008PES Point Pendant Extension Small | Black**

This is the maximum pendant length. Base piece + 3 extenders.

