

FEATURES Environmentally friendly FSC certified solid timber frame  
Black cat web suspension

SEAT CUSHION Fixed seat - Molmic Comfort Support

BACK CUSHION

UPHOLSTERY Fabric fully upholstered  
Option - Leather fully upholstered

SCATTER

FEET

Glides

Option - Tapered timber legs

DIMENSIONS (CM)



L 60 x D 60 x H 36  
Circle Highline 60

L 80 x D 80 x H 36  
Circle Highline 80  
L 100 x D 100 x H 36  
Circle Highline 100  
L 120 x D 120 x H 36  
Circle Highline 120



L 60 x D 60 x H 28  
Circle Lowline 60  
L 80 x D 80 x H 28  
Circle Lowline 80  
L 100 x D 100 x H 28  
Circle Lowline 100  
L 120 x D 120 x H 28  
Circle Lowline 120



L 45 x D 45 x H 45  
Circle Drum



L 45 x D 45 x H 56  
Circle Sidetable



L 60 x D 60 x H 36  
Circle Slimline 60  
L 80 x D 80 x H 36  
Circle Slimline 80  
L 100 x D 100 x H 36  
Circle Slimline 100  
L 120 x D 120 x H 36  
Circle Slimline 120



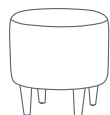
L 107 x D 80 x H 36  
Oval Highline



L 107 x D 80 x H 36  
Oval Slimline



L 107 x D 80 x H 28  
Oval Lowline



L 45 x D 45 x H 45  
Circle Stool



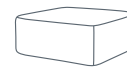
L 64 x D 64 x H 36  
Square Highline 64

L 88 x D 88 x H 36  
Square Highline 88



L 64 x D 64 x H 36  
Square Slimline 64

L 88 x D 88 x H 36  
Square Slimline 88

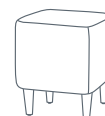


L 64 x D 64 x H 28  
Square Lowline 64

L 88 x D 88 x H 28  
Square Lowline 88



L 40 x D 40 x H 45  
Square Drum



L 40 x D 40 x H 45  
Square Stool



L 40 x D 40 x H 56  
Square Sidetable